

FINAL

CIVE 431 *Soil Mechanics and Laboratory*

SPRING 2006

Professor: Salah Sadek

CLOSED BOOK/NOTES, 2 ½ HOURS

Programmable calculators are not allowed. Question sheets *must* be returned with the answer booklet.

Name : _____

ID #: _____

Manage your time carefully (quickly read through all the problems before starting the exam, & do not spend an hour on one problem!).

Good Luck!

NOTE:

The following might be of help:

Unit weight of water, $\gamma_w = 9.81 \text{ kN/m}^3 = 62.4 \text{ lb/ft}^3$

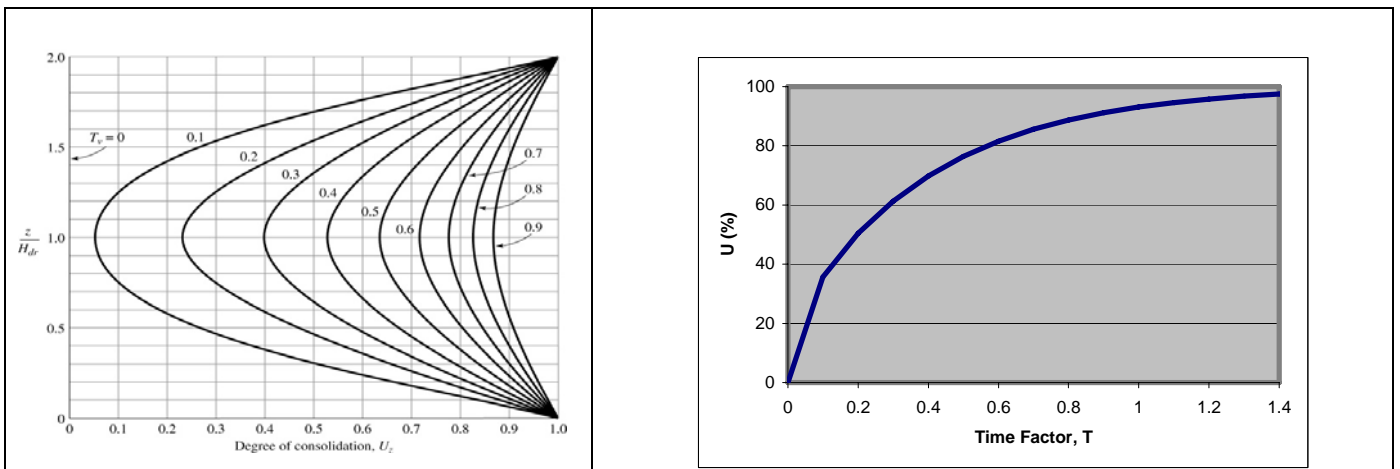
Seepage Force/Volume = $i \cdot \gamma_w$

$\gamma_{\text{sat}} = (G_s + e) \cdot \gamma_w / (1 + e)$

Consolidation:

Time factor $T = c_v \cdot t / H^2$

Relation between Time Factor and U (% consolidation)



PROBLEM -1 (10 Points)

A soil sample is taken from the field and brought to the laboratory for testing. In the lab, the “natural” dry density of the sample is determined to be 15.0 kN/m^3 .

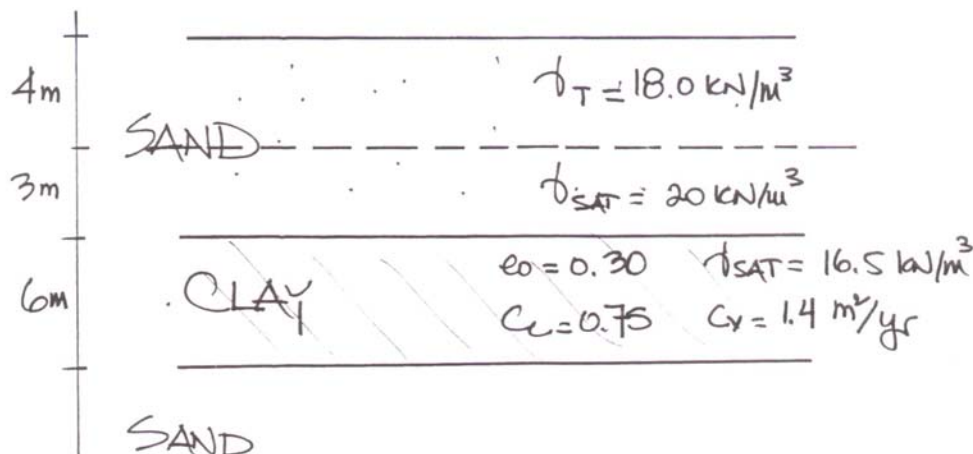
Further tests allow the determination of the maximum and minimum possible dry densities. The obtained values are 17.0 kN/m^3 and 13.0 kN/m^3 , respectively. G_s is measured at 2.65.

- (a) What is the relative density, D_R , of the sample as obtained from the field?
- (b) Assuming the sample was disturbed while being transported from the site to the lab, and that its volume decreased by $\sim 4\%$ during transport. What is the error in D_R calculated in (a) as a result of the sample disturbance

Problem #2: (25 Points)

A proposed fill (surcharge) is to be constructed at a site having the subsurface conditions shown in the figure below. The fill would impose a net pressure increase of $\Delta p = 75 \text{ kN/m}^2$.

- (a) Assuming that the clay layer is *normally consolidated*, estimate the ultimate consolidation settlement due to the fill surcharge.
- (b) Estimate how long it would take for 85% of the ultimate settlement calculated in (a) to occur.
- (c) It is suggested that the surcharge be temporarily increased in order to shorten the time required to reach the amount of settlement calculated in (a). Estimate the surcharge magnitude required to cause a consolidation settlement equal to 95% of that calculated in part (a) within an 8 months period.

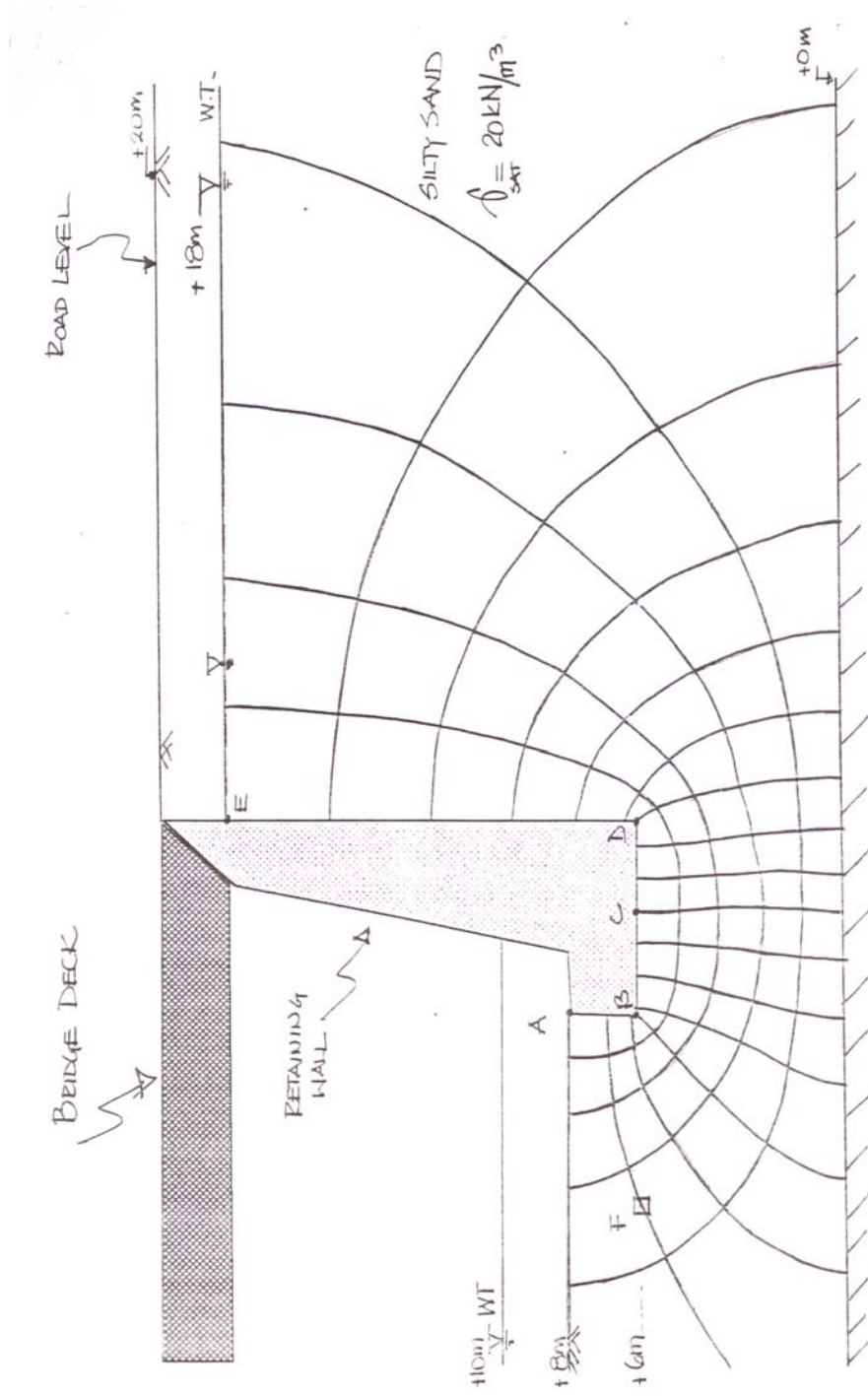


Problem #3: (15 Points)

A section of a Bridge abutment is shown in the attached Figure. Given the water levels as shown on either side of the retaining wall answer the following questions:

Note: Dimensions and levels are indicated on the Figure. **Heights and lengths can be scaled from the figure.**

Calculate the vertical effective stress at point F (shown on the figure).



Problem #4: (20 Points)

A compacted soil specimen is 75mm in diameter and 150mm long. It is to be prepared from oven dry soil ($G_s = 2.67$), and water. The specimen is to have a water content of 15% and air content of 17%.

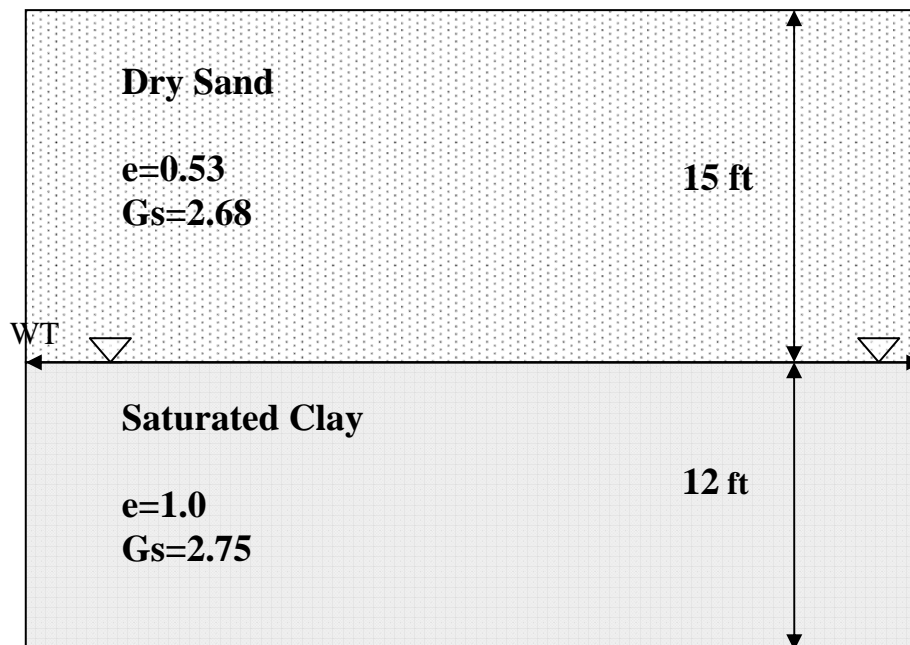
(Note: air content = volume of air x100% / total volume).

Calculate:

- (a) The *mass of soils and volume of water* required for the preparation of the specimen.
- (b) The bulk unit weight γ_T , the dry unit weight γ_d , the void ratio e , the degree of saturation S and the porosity n , of the compacted specimen.

Problem #5: (15 Points)

Refer to the soil profile shown below:



- (a) Calculate and plot the variation of **total stress, pore water pressure and effective stress** with depth.
- (b) If the water rises to the top of the ground surface what is the change in the effective stress at the bottom of the clay layer?
- (c) How many feet must the groundwater table rise to decrease the effective stress by 250 lb/ft^2 at the bottom of the clay layer?

Problem #6: (15 Points)

The total consolidation settlement for a compressible layer 7m thick is estimated to be about 30cms. After about 6 months (180 days), a point 2m below the top of the *singly drained* layer (point A), had a degree of consolidation of 60%

- (a) – Compute the coefficient of consolidation of the clay c_v , in m^2/day .
- (b) – Compute the settlement of the clay layer at 180 days.

